

# ENFit® TRANSFER LIDS

- Fits a wide variety of standard collection bottles
- Allows transfer of contents between a storage container and an enteral syringe while promoting aseptic technique.



Tightly screw the Transfer Lid down onto the bottle.



Connect the syringe to the Transfer Lid port with the bottle upright.



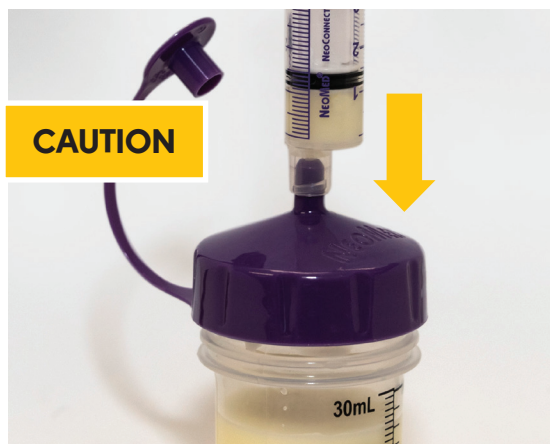
Confirm the syringe tip is secure in the Transfer Lid port.



To fill the syringe, turn the bottle upside down to the inverted position in one motion. Draw the plunger back to the desired volume.

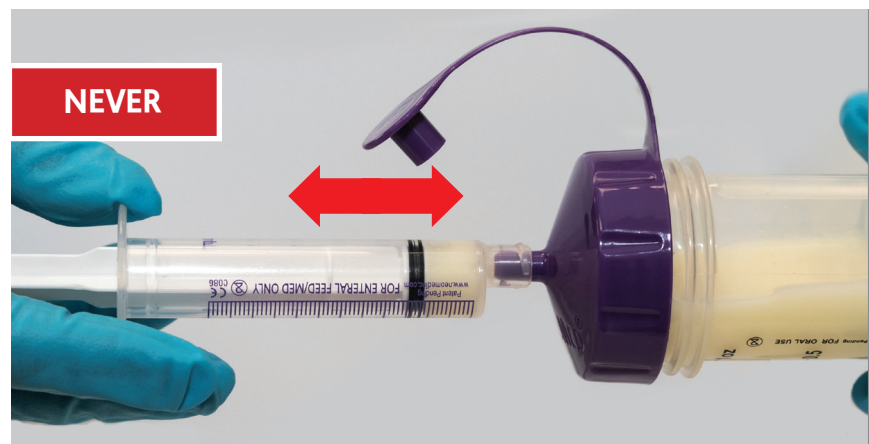


Return the bottle to an upright position and remove the syringe, then close the tethered plug.




**CAUTION**

If fluid needs to be added into the bottle, it must be in an **upright position or leakage may occur.**



**NEVER**

**NEVER** stop or operate with syringe and bottle in horizontal position. Turn the bottle back to an upright position in one motion **or leakage may occur.**



**NEVER**

**NEVER** push the plunger upward in this configuration **or leakage may occur.**

